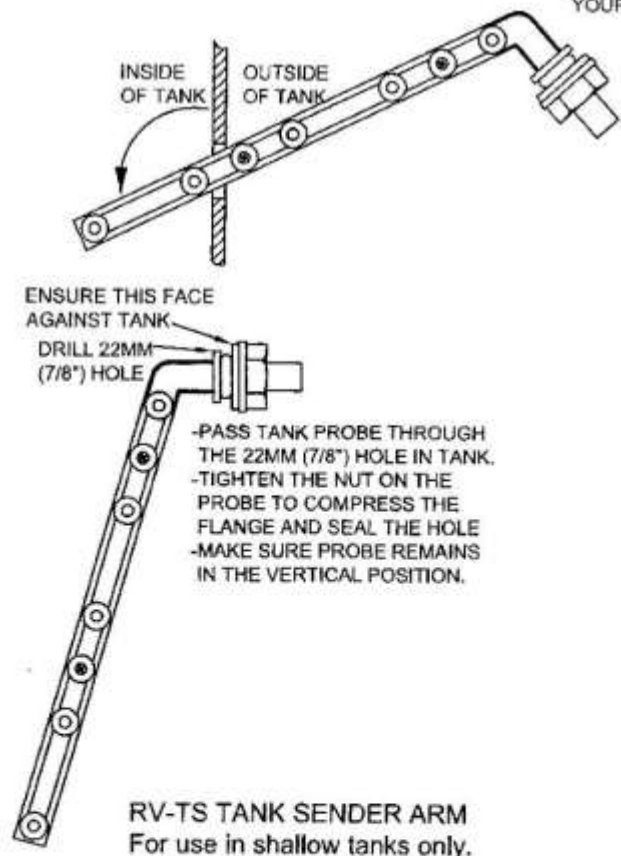
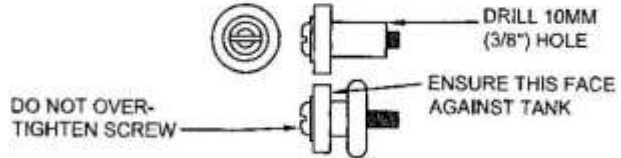
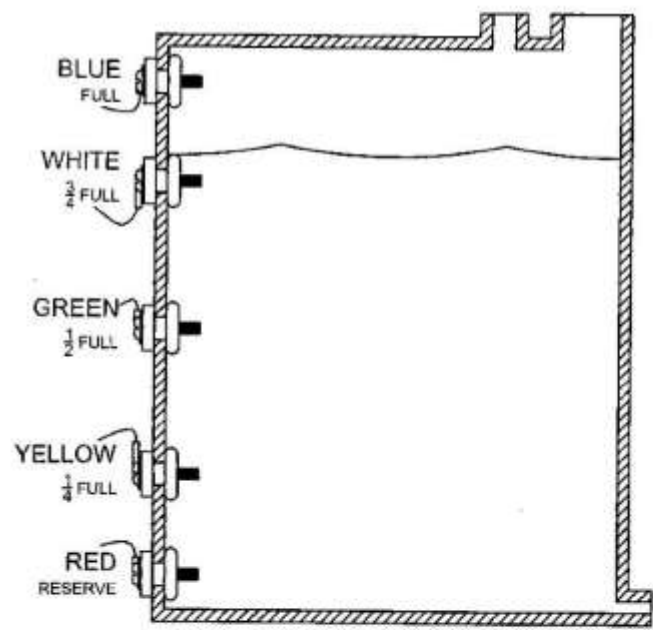


FIT RESERVE PROBE AT ANY POSITION OF YOUR CHOOSING BELOW THE 1/2 FULL MARK



RV-TS TANK SENDER ARM
For use in shallow tanks only,
maximum depth 280mm,
maximum tank thickness 10mm



RV-TSPK TANK SENDER PROBE KIT -5 PROBES
Designed for deeper tanks
All hardware included for 5 tank positions

DATE	17/3/03	DWG No.	INST-RVTG	TITLE	LED TANK AND PROBE KIT INSTRUCTIONS	
DRAWN	S.PLAYER	NPF #	#			
ECO	DATE	DESCRIPTION	DRAWN/REV/ECO	DATE	DESCRIPTION	DRAWN/REV

BEP
LEADING ELECTRICAL DESIGN
BEP MARINE LTD.
55 Paul Matthews Road, Albany
Auckland 0632 N.Z.
PH 09 415 7281 FAX 09 415 9327
www.bepmarine.com